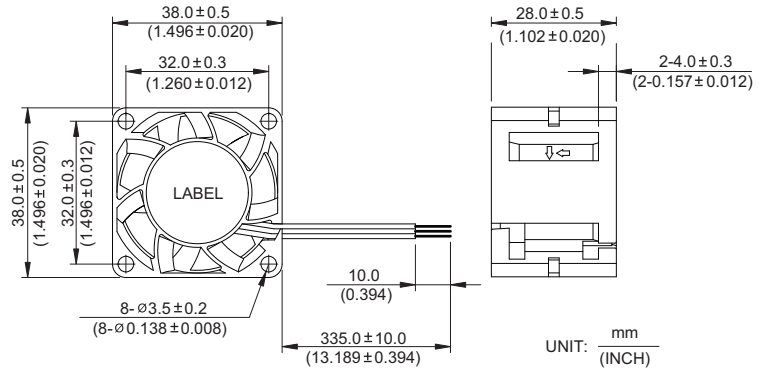


New



FFB 38 x 38 x 28 MM SERIES

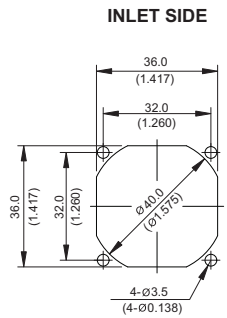
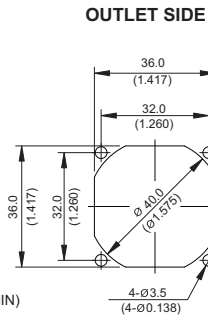
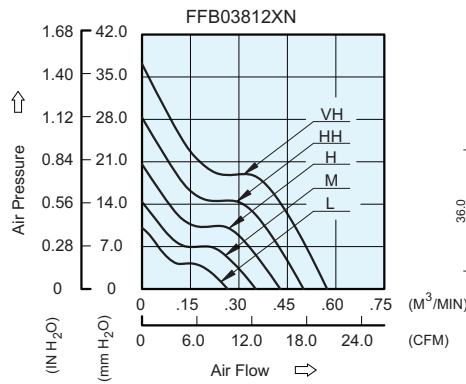
DIMENSIONS DRAWING



- * Bearing Type
Ball Bearings
- * Material
Impeller & Frame: Plastic (UL94V-0)
- * Lead Wires :
UL 1061 AWG#24 OR Equivalent
Red Wire Positive (+)
Black Wire Negative (-)
- * Weight : 46g (1.62 oz)

P & Q CURVE (AT RATED VOLTAGE)

MOUNTING PANEL CUTOUT



MODEL		Rated Voltage	Operating Voltage Range	Rated Current	Rated Input Power	Speed	Maximum Air Flow		Maximum Air Pressure		Noise
PART NO.	FUNCTION	VDC	VDC	Amp	Watt	R.P.M.	m ³ /min	CFM	mmH ₂ O	IN H ₂ O	dB-A
FFB03812LN	-R00 / -F00	12	7.0 to 13.8	0.20	2.40	8000	0.265	9.35	10.07	0.396	39.0
FFB03812MN	-R00 / -F00	12	7.0 to 13.8	0.25	3.00	10000	0.352	12.44	14.38	0.566	45.0
FFB03812HN	-R00 / -F00	12	7.0 to 13.8	0.34	4.08	12000	0.431	15.22	21.31	0.839	51.5
FFB03812HHN	-R00 / -F00	12	7.0 to 13.8	0.47	5.64	14000	0.490	17.30	28.22	1.111	55.5
FFB03812VHN	-R00 / -F00	12	7.0 to 13.2	0.65	7.80	16000	0.573	20.23	37.15	1.463	58.5

* Function type is optional.
 * The max. air flow and the speed are measured in free air ; max. air pressure is measured at zero air flow.
 * Noise is measured in anechoic chamber in free air, one meter from intake side.
 * All readings are typical values at rated voltage.
 * Specifications are subject to change without notice.